

▶ Hip ◀ VISE™



Positions the patient securely and comfortably on the operating table during hip and pelvic surgery.



Maximum Stability, Access, and Comfort.

Nimbic  *Systems*



Designed especially for hip and pelvic surgeries.

Security and comfort for both the patient and surgeon.

Developed by a leading orthopedic surgeon, *Hip VISE* features a number of benefit-driven design improvements:



Adjustable pelvic positioners secure the lower pelvic region for motionless hip and pelvic surgery. The kidney-shaped pads better fit the sacrum and pelvis regardless of patient size, and have tilting adjustments for a better, tighter fit. The front pad permits leg flexion and adduction of the hip during the procedure.

Quick attachment to a conventional operating table, using conventional operating table clamps. All *Hip VISE* hardware is contained inside of the operating table edges and forward of the operating space for optimum surgeon and staff access to the surgical site.



Adjustable arm support can be pivoted for vertical and angular adjustment, to ensure ideal patient positioning and no upper body movement or patient roll-over during surgery. Its unobtrusive design allows the surgeon greater access to the surgical site.



Removable work platform above the patient's head, provides a convenient and safe surface for surgical instruments, and protects the patient's face and upper body from accidental injury due to passed or dropped instruments. The platform lifts up easily to provide access to the patient if needed.



Intra-operative radiological assessment without interference from hardware, all of which is anterior and posterior to the surgical site

"Hip VISE is an innovative support device, incorporating revolutionary new elements to keep the patient motionless during surgery, while providing freedom for the surgeon to move easily around the operating table."

Compact and portable, *Hip VISE* elements stow onto a wheeled cart for fast and easy transport and storage.

***Hip VISE* comes complete with all elements needed to position the patient for hip and pelvic surgery:**

- Hip VISE* Positioning Frame
- Posterior & Anterior Positioning Pads
- Four Grip-Lok™ Clamps
- Arm Support
- Work Platform
- Storage/transport Dolly

***Hip VISE* is simple in construction, yet rugged and reliable:**

- Constructed of solid stainless steel for years of trouble-free performance.
- Precision-engineered clamping mechanism ensures non-slip support of patients up to 500 lb.
- Universal design fits all standard O.R. tables and requires no additional investment in complicated, expensive, or dedicated equipment.
- Half-turn locking mechanisms on Grip-Lok Clamps provide rapid attachment and adjustment of Positioning Pads and Arm Support.
- Cleans up using standard biodegradable cleaners.

Fits any standard OR table Rotating Positioners fit any patient

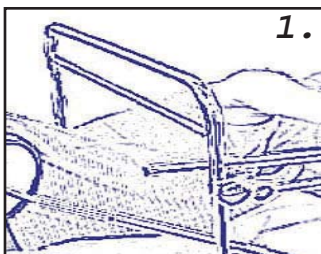
Work platform benefits surgeon, anesthesiologist, & patient

Obstruction-free, radiolucent patient access

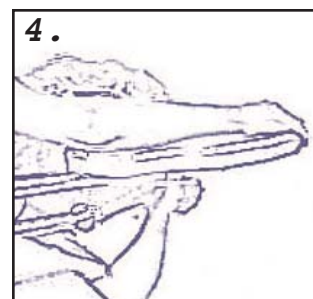
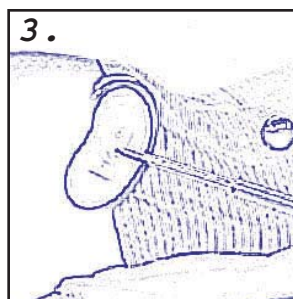
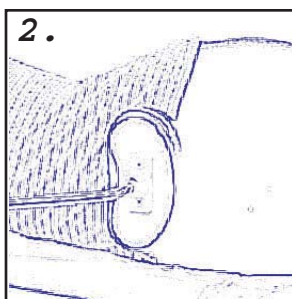
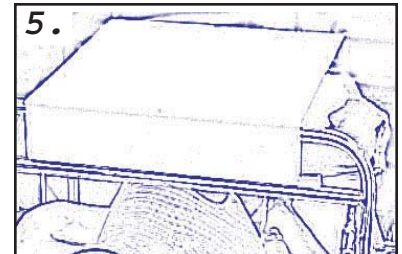
Secure, motionless patient positioning

Simple, yet rugged construction Easy to assemble, easy to store

***Hip VISE* is simple to use, and takes only minutes to set up:**



1. Place *Hip VISE* Positioning Frame over the patient.
2. Position the Posterior Pad.
3. Position the Anterior Pad
4. Position the Arm Support
5. Attach the Work Platform.



Nimbic  *Systems*

4910 Wright Road Suite 170 Stafford TX 77477
PH: 281.565.5700 FAX: 281.565.5712 www.nimbicsystems.com